



L2

Electric Tip Lift

Hoist mounted roll handling equipment designed to quickly and safely lift and rotate a roll.

POWER REQUIREMENTS

115 volts, 60 hertz, single phase, 7 1/2 amps. Unit equipped with 6-conductor coiled SO cable. 90 PSI required to power pneumatic tooth release (optional).

SPEED

Approximately 15 seconds per tip.

TIPPING RESTRICTIONS

Not to exceed 10 tips per hour.

WEIGHT

140 lbs with 3" standard probe.

CAPACITY

See chart on page 2.

PROBE

All Tip Lifts probes are interchangeable. Probes feature a patented design that prevents a roll from being release unless the weight of the roll is supported. This prevent unintentionally releasing the roll when the operator is not ready.

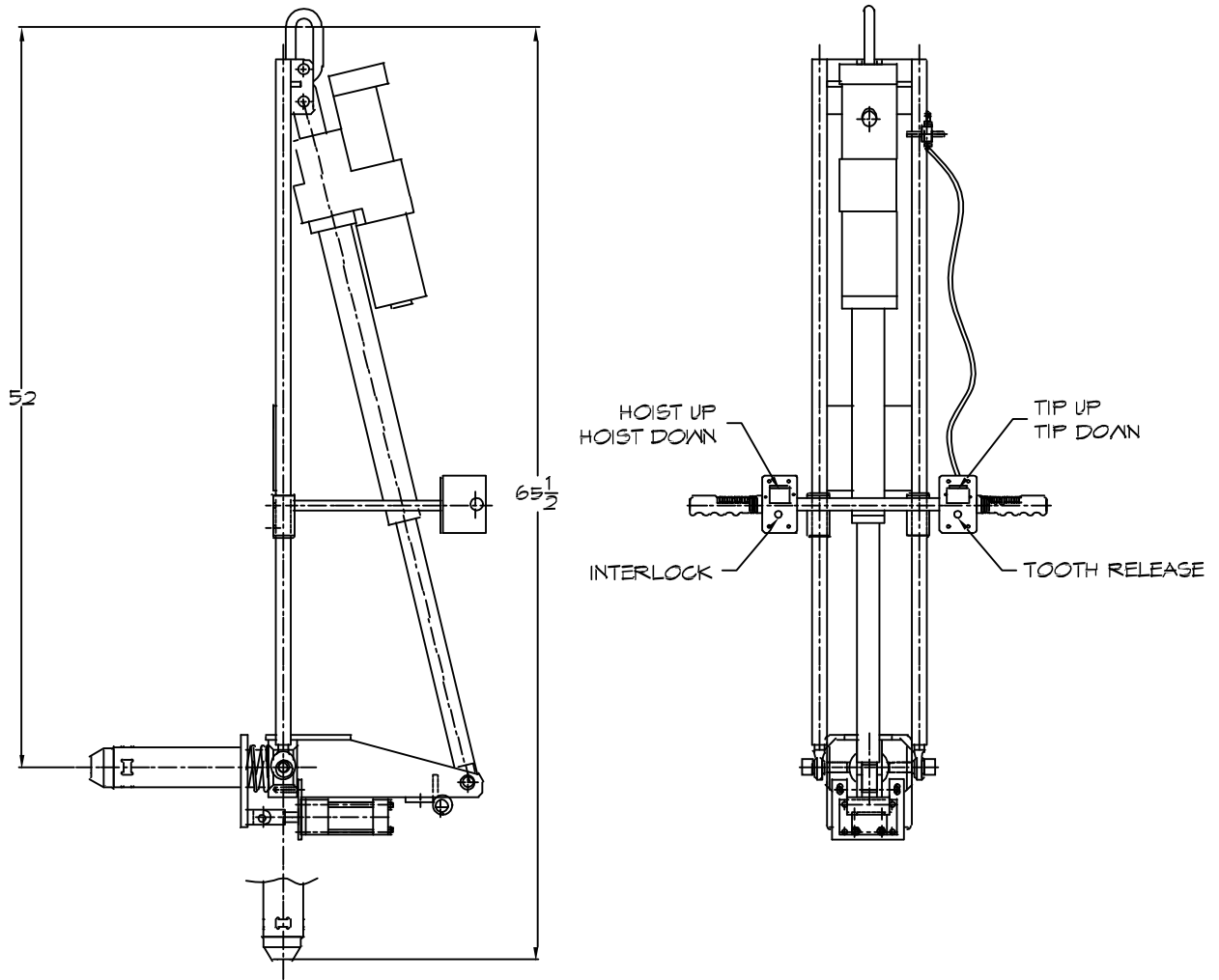


*Unit shown with pneumatic tooth release



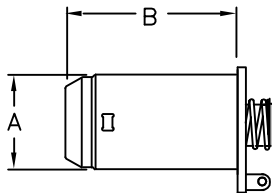
Handle Mounted Controls

Handle mounted controls allow the operator to tip the roll, release the roll (if unit has pneumatic tooth release) and control the hoist while keeping hands in a safe location.



SPECS AND OPTIONS

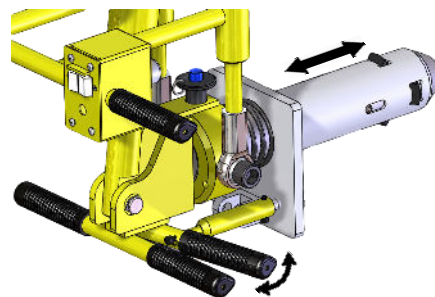
L2 Electric Tip Lift Capacity							
Roll Face Width	10"	20"	30"	40"	50"	60"	70"
Max Capacity	2000lbs	1460lbs	1050lbs	820bs	670lbs	570lbs	500lbs



Standard Probe Options		
Type	"A"	"B"
3" Standard	2.875"	10.5"
3" Short	2.875"	6"
6" Standard	5.875"	10.5"
6" Short	5.875"	6"

Custom Probes Available Upon Request.

Manual Tooth Release



Pneumatic Tooth Release

