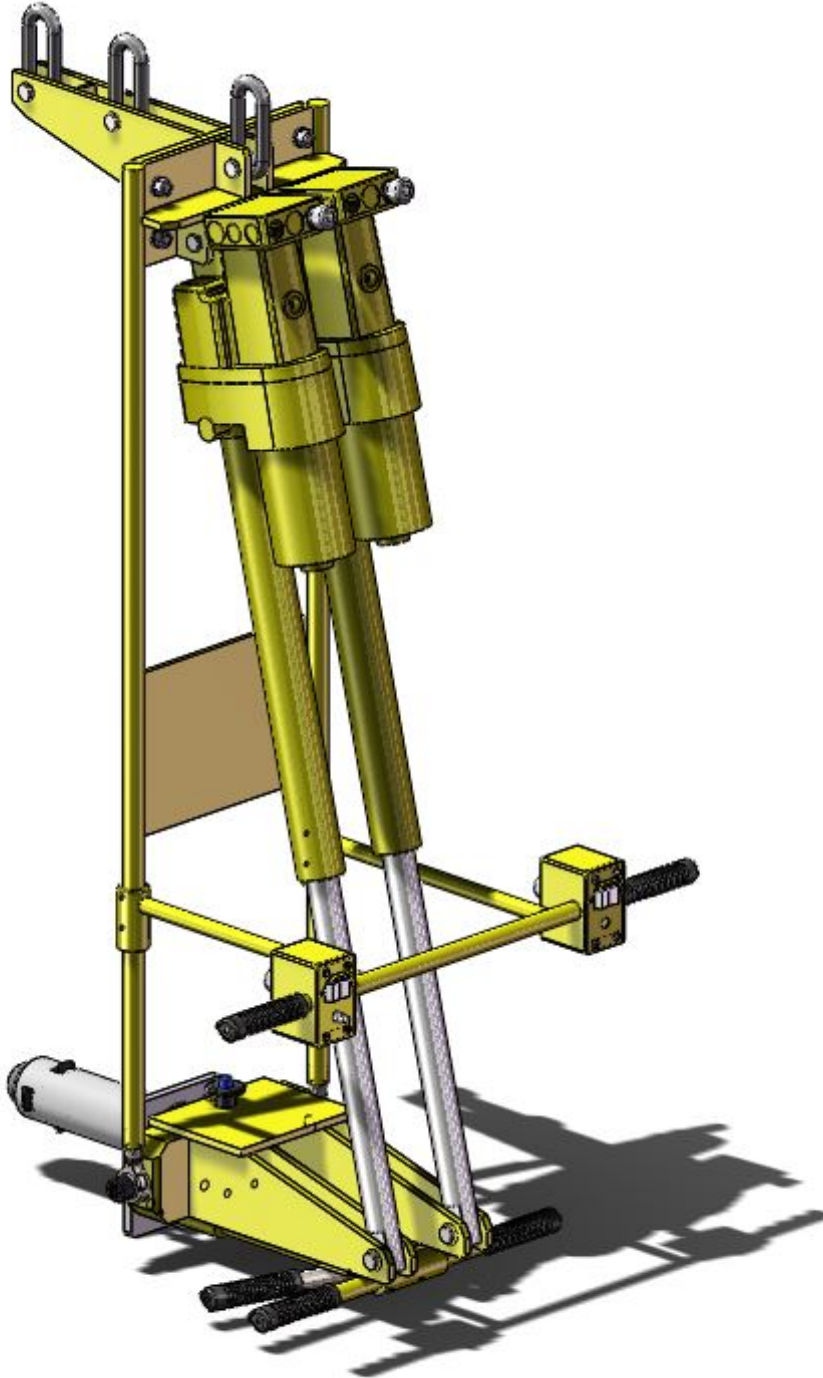




L3

Electric Tip Lift

Hoist mounted roll handling equipment designed to quickly and safely lift and rotate a roll.



*Unit shown with pneumatic tooth release

POWER REQUIREMENTS

115 volts, 60 hertz, single phase, 15 amps. Unit equipped with 6-conductor coiled SO cable. 90 PSI required to power pneumatic tooth release (optional).

SPEED

Approximately 18 seconds per tip.

TIPPING RESTRICTIONS

Not to exceed 5 rolls per hour.

WEIGHT

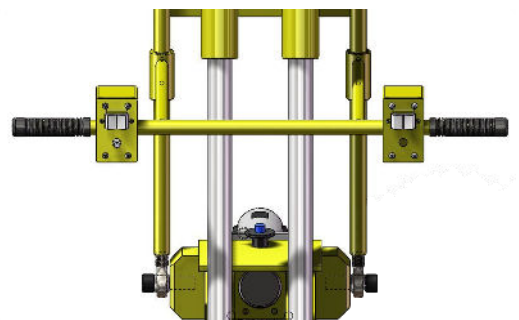
250 lbs with 3" standard probe.

CAPACITY

See chart on page 2.

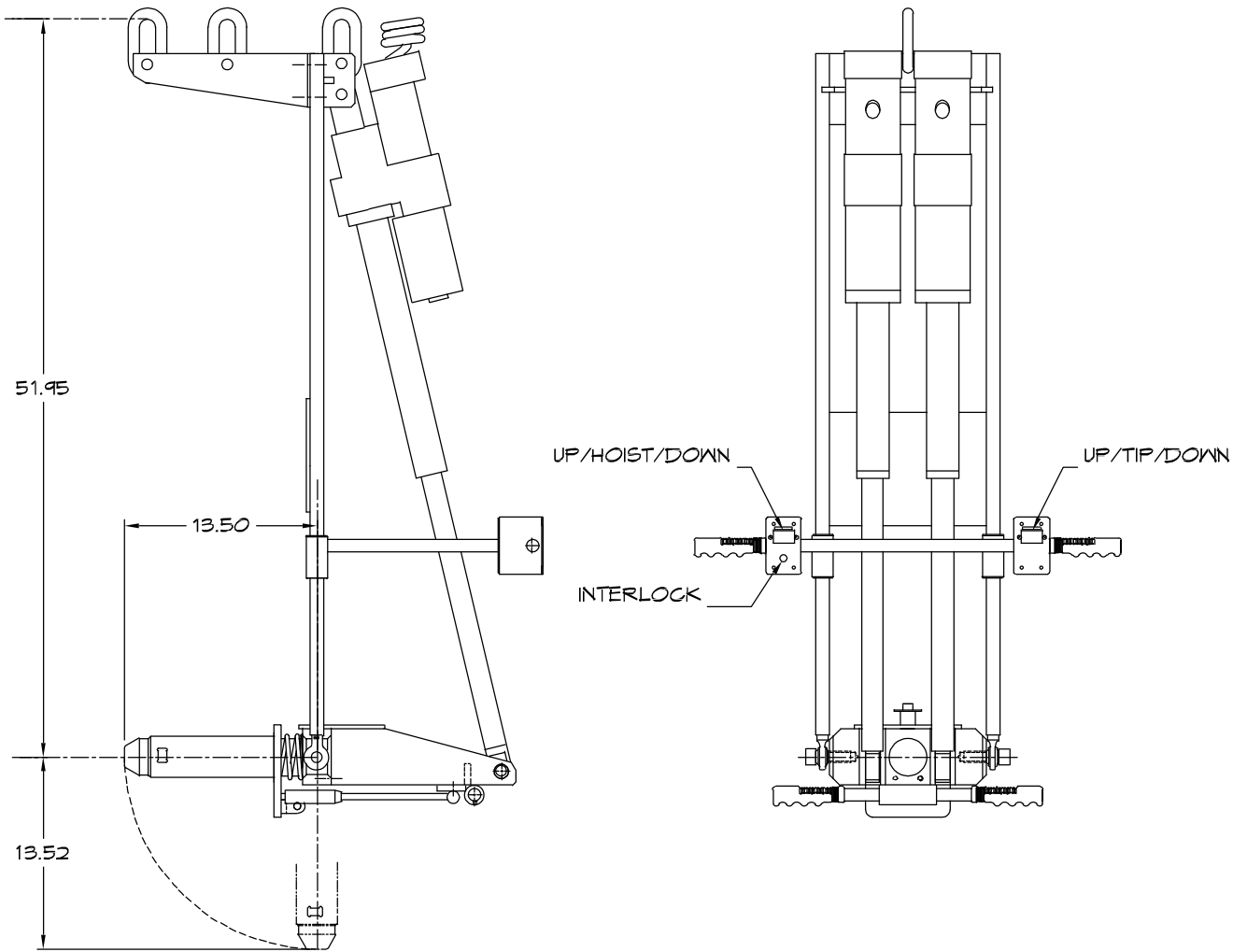
PROBE

All Tip Lifts probes are interchangeable. Probes feature a patented design that prevents a roll from being released unless the weight of the roll is supported. This prevents unintentionally releasing the roll when the operator is not ready.



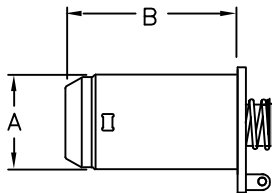
Handle Mounted Controls

Handle mounted controls allow the operator to tip the roll, release the roll (if unit has pneumatic tooth release) and control the hoist while keeping hands in a safe location.



SPECS AND OPTIONS

L3 Electric Tip Lift Capacity							
Roll Face Width	10"	20"	30"	40"	50"	60"	70"
Max Capacity	2000lbs	2000lbs	2000lbs	1650lbs	1350lbs	1150lbs	1000lbs



Standard Probe Options		
Type	"A"	"B"
3" Standard	2.875"	10.5"
3" Short	2.875"	6"
6" Standard	5.875"	10.5"
6" Short	5.875"	6"

Custom Probes Available Upon Request.

